

## Ice Cuber 130kg/24h with 65kg bin - Air cooled

ITEM # \_\_\_\_\_

MODEL # \_\_\_\_\_

NAME # \_\_\_\_\_

SIS # \_\_\_\_\_

AIA # \_\_\_\_\_


**730531 (RIMC143SA)**

 Ice Maker, cube, 130 kg/24h,  
 self-contained, 65kg ice  
 collection bin included, air -  
 cooled

### Short Form Specification

**Item No.** \_\_\_\_\_

AISI 304 stainless steel exterior. Food grade ABS interior. Stainless steel spray arms removable without the use of tools. Fully automatic in operation. Efficient air cooling system. Suitable for gravity drain only. Flexible water supply and drain hoses. A spray system produces solid, crystal clear ice cubes.

Rated output is at an ambient air temperature of 21°C and water supply temperature of 15°C.

Self-contained storage bin capacity: 65 Kg.

### Main Features

- Compliant to CE requirements for safety.
- Fully automatic in operation.
- Operates over a wide range of temperatures.
- Suitable for gravity drain only.
- Rated output is at an ambient air temperature of 21°C and water supply temperature of 15°C.
- The ice-making method (spray layering) guarantees crystalline, compact, hygienically pure ice cubes that are resistant to melting.
- Model available in air-cooled version.
- Ice cube cone shape with the trunk sides slightly squashed.
- Bin integrated as standard.
- Compact dimensions of the ice cubers make them highly suitable for any location, particularly those where space is at a premium.

### Construction

- Plug as standard (schuko type).
- AISI 304 stainless steel exterior.
- Stainless steel spray arms removable without the use of tools.
- The sprayers are easy to take away, permit a simple flowing and prevent limestone formation.
- Internal ice cubes container in ABS.
- Adjustable feet 110-150 mm.
- Reliability guaranteed by the quality of the construction materials used (plastic flap on the front, top and sides in 304 AISI stainless steel) and the sophisticated product and process technology involved.
- Environmentally friendly: R452a as refrigerant gas.

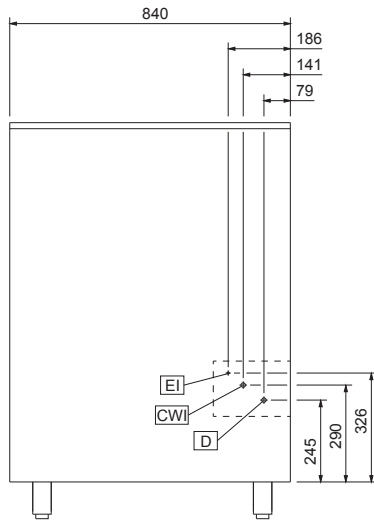
**APPROVAL:** \_\_\_\_\_



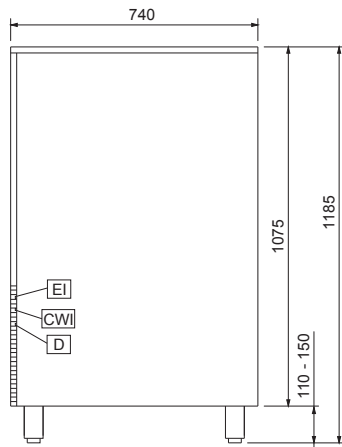
**Electrolux**  
PROFESSIONAL

## Ice Cuber 130kg/24h with 65kg bin - Air cooled

Front

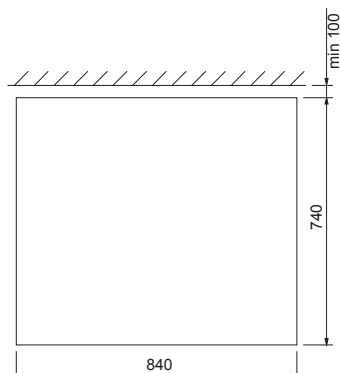


Side



- CWI = Cold Water inlet 1 (cleaning)
- D = Drain
- EI = Electrical inlet (power)

Top



### Electric

#### Supply voltage:

730531 (RIMC143SA) 220-240 V/1N ph/50 Hz

#### Electrical power max.:

1.05 kW

### Capacity:

#### Bin capacity:

65 kg

### Key Information:

External dimensions, Width: 840 mm

External dimensions, Depth: 740 mm

External dimensions, Height: 1185 mm

Net weight: 113 kg

Output: 130 kg/day

Kind of cube: Ice Cube 18 g

### Sustainability

#### Refrigerant type:

R452A



Ice Cuber  
130kg/24h with 65kg bin - Air cooled

The company reserves the right to make modifications to the products without prior notice. All information correct at time of printing.

2023.06.21